



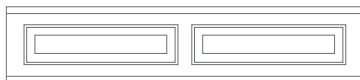
Copper • Flush Panel • Natural Patina

COPPER

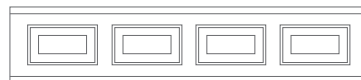
- **STANDARD** 25 Gauge, 5-Year Warranty
- **SUPREME** 23 Gauge, Limited Lifetime Warranty

STEP 1 Panel Style

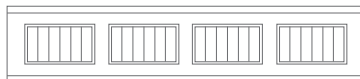
CORNERSTONE PANEL STYLES



Long



Short



Grooved



Ribbed

FLUSH PANEL STYLE



Flush

STEP 2 Color & Finish



99.9% PURE COPPER

Crafted in a rich copper finish that evolves over time, each door gradually develops a unique patina. The patina process varies naturally based on environmental conditions, creating a look that becomes more refined as the years go by.

Printed colors may not be accurate. Contact your Martin dealer for exact color samples

EXPLORE
COMPLETE
COPPER
OPTIONS






Copper • Cornerstone • Long Panel

STEP 3 Insulation


i3 R8

- 23 Gauge Copper
- Polystyrene Insulation
- Heavy-Gauge Steel Backing



i4 R14

- 23 Gauge Copper
- Polystyrene Insulation
- Thermal Insulation
- Heavy-Gauge Steel Backing



STEP 4 Glass

Insulated glass options are available for all window types.

GLASS/ACRYLIC



Clear Frosted Bronze Gray Smoked

LAMINATE*



Clear White Black

*Only available on steel windows

STEP 5 Hardware

Pr H

PREMIUM

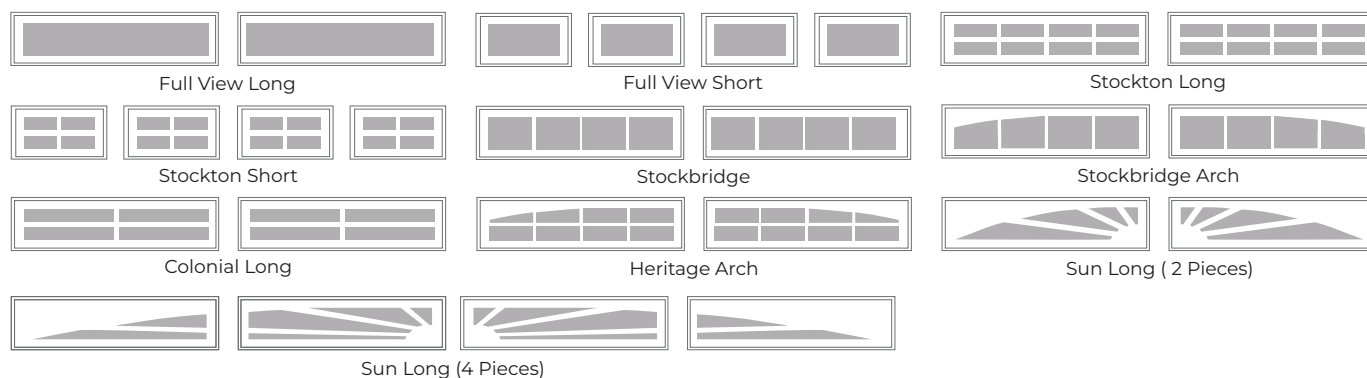
- Limited Lifetime Warranty
- 30K Spring Life Cycle
- White powder coated track, rollers, and accessories

WINDOWS & HARDWARE OPTIONS

CLASSIC STYLE WINDOWS Engineered for superior strength and durability


STEEL & ALUMINUM FRAMED WINDOWS Patented modern window designs, woodgrain options available

Classic Style Windows

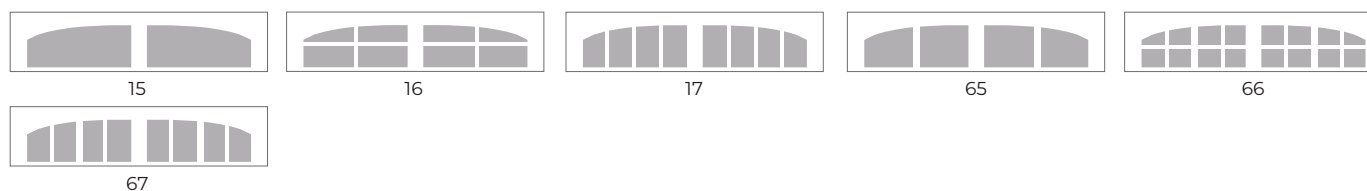


Steel & Aluminum Windows

STEEL & ALUMINUM FRAMED WINDOWS



ALUMINUM ARCHED WINDOWS



Antique Hardware

ALUMINUM HANDLES & HINGES Aluminum hardware can be powder coated



*Contact your local dealer for specific options